



Managed ,UnManaged switch



APAQ TP-LINK Product price list






















indoor and outdoor AP



























Price List 2024 (SMB Networking)


Product Image	Model No.	Description	SRP Included 0% GST	Warranty
Omada Series				
Omada Gateway VPN Router				
	ER8411	Omada VPN Router with 10G Ports PORT: 1x 10G SFP+ WAN Port, 1x 10G SFP+ WAN/LAN Port, 1x Gigabit SFP WAN/LAN Port, 8x Gigabit RJ45 WAN/LAN Ports, 2x USB3.0 port FEATURE: Integration with Omada SDN Controller, Support SSL VPN, OpenVPN and IPsec/ PPTP/ L2TP/ L2TP over IPsec VPN, 1500000 Concurrent Sessions, Dual Power Supply, Load Balance, Link Backup, 4G LTE Backup with USB Dongle, Policy-based Firewall, Static Routing, Policy Routing, Multi-net DHCP, Guest Portal, VLAN, Support RJ45 SFP+/SFP Module	2499.00	3 year
	ER707-M2	Omada Multi-Gigabit VPN Router PORT: 1x 2.5G RJ45 WAN Port, 1x 2.5G RJ45 WAN/LAN Port, 1x Gigabit SFP WAN/LAN Port, 4x Gigabit RJ45 WAN/LAN Ports, 1x USB 2.0 port FEATURE: Integration with Omada SDN Controller, Support SSL VPN, OpenVPN and IPsec/ PPTP/ L2TP/ L2TP over IPsec VPN, 500000 Concurrent Sessions, Load Balance, Link Backup, 4G LTE Backup with USB Dongle, Policy-based Firewall, Static Routing, Policy Routing, Multi-net DHCP, Guest Portal, VLAN	1299.00	3 Year
	ER7206	SafeStream™ Gigabit Multi-WAN VPN Router PORT: 1x Gigabit SFP WAN Port, 1x Gigabit RJ45 WAN Port, 2x Gigabit WAN/LAN RJ45 Ports, 2x Gigabit RJ45 LAN port FEATURE: Integration with Omada SDN Controller, Support 100 IPsec VPN Tunnels, 50 PPTP/L2TP VPN Tunnels, 50 OpenVPN Tunnels, 150000 Concurrent Sessions, Load Balance, Link Backup, Policy-based Firewall, Static Routing, Policy Routing, Multi-net DHCP, Guest Portal, VLAN	1099.00	3 year
	ER7212PC	Omada Gigabit VPN Router with PoE+ Ports and Controller Ability PORT: 2x Gigabit SFP WAN/LAN Port, 1x Gigabit RJ45 WAN Port, 1x Gigabit RJ45 WAN/LAN Ports, 8x Gigabit RJ45 LAN ports SPEC: 802.3at/af, 8 Ports with 110 W PoE Power, Desktop & Wall-mount Steel Case FEATURE: 3-in-1 (Router, PoE+ Switch, Controller), Support IPsec/PPTP/L2TP VPN & OpenVPN, Load Balance, Link Backup, Policy-based Firewall, Static Routing, Policy Routing, Multi-net DHCP, Guest Portal, VLAN, Cloud Access, Multi-site Management, Omada App	1099.00	3 year
	ER706W	Omada AX3000 Gigabit VPN Router PORT: 1x Gigabit SFP WAN/LAN Port, 1x Gigabit RJ45 WAN Port, 4x Gigabit WAN/LAN RJ45 Ports, 1x USB 3.0 SPEED: 574Mbps at 2.4 GHz + 2402 Mbps at 5 GHz (HE160) FEATURE: Integration with Omada SDN Controller, Support SSL VPN, OpenVPN and Wireguard/ IPsec/ PPTP/ L2TP/ L2TP over IPsec VPN, 3x Detachable Antennas, 160MHz Supported, OFDMA, MU-MIMO, Beamforming, Load Balance, Link Backup, 4G LTE Backup with USB Dongle, Policy-based Firewall, Static Routing, Policy Routing, Multi-net DHCP, VLAN, stateful ACL, mDNS Repeater, Bridge VLAN	599.00	3 Year
	ER706W-4G	Omada 4G+ Cat6 AX3000 Gigabit VPN Router 1* SFP + 5* GE AX3000 (2+2) 4G+ Cat6 300Mbps IPSec, WireGuard, SSL, OpenVPN Desktop/ Wall-mount	1469.00	3 Year
	ER605	SafeStream™ Gigabit Multi-WAN VPN Router PORT: 1x Gigabit RJ45 WAN Port, 3x Gigabit RJ45 WAN/LAN Ports, 1x Gigabit RJ45 LAN Port FEATURE: Integration with Omada SDN Controller, Support 20 IPsec VPN Tunnels, 16 PPTP/L2TP VPN Tunnels, 16 OpenVPN Tunnels, 25000 Concurrent Sessions, Load Balance, Link Backup, Policy-based Firewall, Static Routing, Policy Routing, Multi-net DHCP, Guest Portal, VLAN	369.00	3 year
Omada Controller				
	OC300	Omada Hardware Controller PORT: 2x 10/100/1000 Mbps Ethernet Ports, 1x USB 3.0 Port FEATURE: Cloud Access, Centralized Management for up to 500 Omada EAPs, JetStream switches and SafeStream routers, Multi-site Management, Omada App, Metal casing, Rack-Mountable	1499.00	3 year
	OC200	Omada Hardware Controller PORT: 2x 10/100 Mbps Ethernet Ports, 1x USB 2.0 Port, 1x Micro USB Port FEATURE: Cloud Access, Centralized Management for Omada EAPs, Powered by 802.3af PoE or Micro-USB Power Adapter, Omada App	639.00	3 year
	LIC-OCC-1YR	Omada Cloud Based Controller 1-year license fee for one device	45.00	
	LIC-OCC-3YR	Omada Cloud Based Controller 3-year license fee for one device	125.00	
	LIC-OCC-5YR	Omada Cloud Based Controller 5-year license fee for one device	199.00	

Product Image	Model No.	Description	SRP Included 0% GST	Warranty
Omada EAP(Access Point)				
Image not available		EAP690E HD AXE11000 Ceiling Mount Dual-Band Wi-Fi 6E Access Point PORT: 1x10G RJ45 Port SPEED:1148Mbps at 2.4 GHz + 2402 Mbps at 5 GHz-1 + 2402 Mbps at 5 GHz-2 + 4804 Mbps at 6 GHz FEATURE: High Density connectivity (2000+ Clients), 802.3bt POE++ and 12V DC, 8xInternal Antennas, Smart Antenna System, MU-MIMO, 160MHz Supported, Seamless Roaming, Band Steering, Beamforming, Load Balance, Airtime Fairness, Centralized Management by Omada SDN Controller, Omada App	3299.00	3 Year
Image not available		EAP783 Omada BE19000 Ceiling Mount Tri-Band Wi-Fi 7 Access Point PORT: 2x10G RJ45 Port SPEED:1148Mbps at 2.4 GHz + 5760 Mbps at 5 GHz+ 11520 Mbps at 6 GHz FEATURE: 802.3bt POE++ and 12V DC (Power Adapter is not included), 8xInternal Antennas, MU-MIMO, 320MHz Supported, Seamless Roaming, Band Steering, Beamforming, Load Balance, Airtime Fairness, MLO, 4K-QAM, Centralized Management by Omada SDN Controller, Omada App	5899.00	3 Year
Image not available		EAP773 Omada BE11000 Ceiling Mount Tri-Band Wi-Fi 7 Access Point PORT: 1x10G RJ45 Port SPEED:574Mbps at 2.4 GHz + 4320 Mbps at 5 GHz+ 5760 Mbps at 6 GHz FEATURE: 802.3bt POE++ and 12V DC (Power Adapter is not included), 4xInternal Antennas, MU-MIMO, 320MHz Supported, Seamless Roaming, Band Steering, Beamforming, Load Balance, Airtime Fairness, MLO, 4K-QAM, Centralized Management by Omada SDN Controller, Omada App	1849.00	3 Year
Image not available	Image not available	EAP683 LR Omada AX6000 Ceiling Mount Dual-Band Wi-Fi 6 Access Point PORT: 1x2.5G RJ45 Port SPEED:1148Mbps at 2.4 GHz + 4804 Mbps at 5 GHz FEATURE: 802.3at POE++ and 12V DC, 4xInternal Antennas, MU-MIMO, 160MHz Supported, Seamless Roaming, Band Steering, Beamforming, Load Balance, Airtime Fairness, ,Centralized Management by Omada SDN Controller, Omada App	999.00	3 Year
		EAP660 HD AX3600 Ceiling Mount Dual-Band Wi-Fi 6 Access Point PORT:1x2.5Gbps RJ45 Port SPEED:1148Mbps at 2.4 GHz + 2402 Mbps at 5 GHz FEATURE: High Density connectivity (1000+ Clients) , 802.3at POE and 12V DC, 8xInternal Antennas, MU-MIMO, Seamless Roaming, Band Steering, Beamforming, Load Balance, Airtime Fairness, Centralized Management by Omada SDN Controller, Omada App	1759.00	3 year
		EAP670 AX5400 Ceiling Mount Dual-Band Wi-Fi 6 Access Point PORT: 1x2.5 Gigabit RJ45 Port SPEED:574Mbps at 2.4 GHz + 4804 Mbps at 5 GHz FEATURE: 802.3at POE and 12V DC, 6xInternal Antennas, MU-MIMO, 160MHz Supported, Seamless Roaming, Band Steering, Beamforming, Load Balance, Airtime Fairness, Centralized Management by Omada SDN Controller, Omada App	1299.00	3 year
Image not available		EAP673 AX5400 Ceiling Mount Dual-Band Wi-Fi 6 Access Point PORT: 1x2.5 Gigabit RJ45 Port SPEED:574Mbps at 2.4 GHz + 4804 Mbps at 5 GHz FEATURE: 802.3at POE and 12V DC (Power Adapter is not included), 6xInternal Antennas, MU-MIMO, 160MHz Supported, Seamless Roaming, Band Steering, Beamforming, Load Balance, Airtime Fairness, Centralized Management by Omada SDN Controller, Omada App	909.00	3 year
Image not available	Image not available	EAP623-Outdoor HD AX1800 Indoor/Outdoor Dual-Band Wi-Fi 6 High Density Access Point PORT: 1x Gigabit RJ45 Port SPEED: 574Mbps at 2.4 GHz + 1201 Mbps at 5 GHz FEATURE:High Density connectivity (1000+ Clients) 802.3at PoE and 48V/0.5A Passive PoE, IP67 Weatherproof, 2xInternal Antennas(Smart Antennas), Mesh, Seamless Roaming, MU-MIMO, Band Steering, Beamforming, Load Balance, Airtime Fairness, Centralized Management by Omada SDN Controller, Omada App.PoE adapter is not included.	1059.00	3 year
		EAP610-Outdoor AX1800 Indoor/Outdoor Dual-Band Wi-Fi 6 Access Point PORT: 1x Gigabit RJ45 Port SPEED: 574Mbps at 2.4 GHz + 1201 Mbps at 5 GHz FEATURE: 802.3at PoE and Passive PoE, IP67 Weatherproof, 4xInternal Antennas, Mesh, Seamless Roaming, MU-MIMO, Band Steering, Beamforming, Load Balance, Airtime Fairness, Centralized Management by Omada SDN Controller, Omada App	1049.00	3 year
		EAP650-Outdoor AX3000 Indoor/Outdoor Dual-Band Wi-Fi 6 Access Point PORT: 1x Gigabit RJ45 Port SPEED: 574Mbps at 2.4 GHz + 2402 Mbps at 5 GHz FEATURE: 802.3at PoE and Passive PoE, IP67 Weatherproof, 4xInternal Antennas, Mesh, Seamless Roaming, MU-MIMO, Band Steering, Beamforming, Load Balance, Airtime Fairness, Centralized Management by Omada SDN Controller, Omada App	1149.00	3 Year
Image not available		EAP653 AX3000 Ceiling Mount Dual-Band Wi-Fi 6 Access Point PORT:1x1Gbps RJ45 Port SPEED:574Mbps at 2.4 GHz + 2402 Mbps at 5 GHz FEATURE: 802.3at POE and 12V DC, 2xInternal Antennas, 160MHz Supported, MU-MIMO, Seamless Roaming, Band Steering, Beamforming, Load Balance, Airtime Fairness, Centralized Management by Omada SDN Controller, Omada App	849.00	3 year

Product Image		Model No.	Description	SRP Included 0% GST	Warranty
		EAP650	AX3000 Ceiling Mount Dual-Band Wi-Fi 6 Access Point PORT:1x1Gbps RJ45 Port SPEED:574Mbps at 2.4 GHz + 2402 Mbps at 5 GHz FEATURE: 802.3at POE and 12V DC, 2xInternal Antennas, 160MHz Supported, MU-MIMO, Seamless Roaming, Band Steering, Beamforming, Load Balance, Airtime Fairness, Centralized Management by Omada SDN Controller, Omada App	899.00	3 year
		EAP620 HD	AX1800 Ceiling Mount Dual-Band Wi-Fi 6 Access Point PORT:1 Gigabit RJ45 Port SPEED:574Mbps at 2.4 GHz + 1201 Mbps at 5 GHz FEATURE: High Density connectivity (1000+ Clients) , 802.3at POE and 12V DC, 4xInternal Antennas, MU-MIMO, Seamless Roaming, Band Steering, Beamforming, Load Balance, Airtime Fairness, Centralized Management by Omada SDN Controller, Omada App	999.00	3 year
		EAP610	AX1800 Ceiling Mount Dual-Band Wi-Fi 6 Access Point PORT:1 Gigabit RJ45 Port SPEED:574Mbps at 2.4 GHz + 1201 Mbps at 5 GHz FEATURE: 802.3at POE and 12V DC, 4xInternal Antennas, MU-MIMO, Seamless Roaming, Band Steering, Beamforming, Load Balance, Airtime Fairness, Centralized Management by Omada SDN Controller, Omada App	559.00	3 year
Image not available		EAP613	AX1800 Ceiling Mount Dual-Band Wi-Fi 6 Access Point PORT:1x Gigabit RJ45 Port SPEED:574Mbps at 2.4 GHz + 1201 Mbps at 5 GHz FEATURE: 802.3at POE and 12V DC (Power Adapter is not included), 2xInternal Antennas, MU-MIMO, Seamless Roaming, Band Steering, Beamforming, Load Balance, Airtime Fairness, Centralized Management by Omada SDN Controller, Omada App	499.00	3 year
Image not available		EAP613(5-pack)	AX1800 Ceiling Mount Dual-Band Wi-Fi 6 Access Point PORT:1x Gigabit RJ45 Port SPEED:574Mbps at 2.4 GHz + 1201 Mbps at 5 GHz FEATURE: 802.3at POE and 12V DC (Power Adapter is not included), 2xInternal Antennas, MU-MIMO, Seamless Roaming, Band Steering, Beamforming, Load Balance, Airtime Fairness, Centralized Management by Omada SDN Controller, Omada App	2495.00	3 Year
Image not available		EAP655-Wall	AX3000 Wall-Plate Dual-Band Wi-Fi 6 Access Point PORT: Uplink: 1x Gigabit RJ45 Port; Downlink: 3x Gigabit RJ45 Port SPEED:574Mbps at 2.4 GHz + 2402 Mbps at 5 GHz FEATURE: Compatible with EU & US Standard Junction Box, 802.3at/af PoE, PoE Passthrough, 2x Internal Antennas, MU-MIMO, Band Steering, Beamforming, Load Balance, Centralized Management by Omada SDN Controller , Omada App, 143 x 86 x 42.6 mm	749.00	3 year
Image not available		EAP615-Wall	AX1800 Wall-Plate Dual-Band Wi-Fi 6 Access Point PORT: Uplink: 1x Gigabit RJ45 Port; Downlink: 3x Gigabit RJ45 Port SPEED:574Mbps at 2.4 GHz + 1201 Mbps at 5 GHz FEATURE: Compatible with EU & US Standard Junction Box, 802.3at/af PoE, PoE Passthrough, 2x Internal Antennas, MU-MIMO, Band Steering, Beamforming, Load Balance, Centralized Management by Omada SDN Controller , Omada App, 143 x 86 x 19.7 mm	479.00	3 year
		EAP265 HD	AC1750 Ceiling Mount Dual-Band Wi-Fi Access Point PORT: 2x Gigabit RJ45 Port SPEED: 450 Mbps at 2.4 GHz + 1300 Mbps at 5 GHz FEATURE: High Density connectivity (500+ Clients) , 802.3af PoE and 48V/0.5A Passive PoE , 3x Internal Antennas, MU-MIMO, Seamless Roaming , Band Steering, Beamforming, Load Balance, Centralized Management by Omada SDN Controller, Omada App	699.00	3 year
		EAP245(5-pack)	AC1750 Ceiling Mount Dual-Band Wi-Fi Access Point PORT: 2x Gigabit RJ45 Port SPEED: 450 Mbps at 2.4 GHz + 1300 Mbps at 5 GHz FEATURE: 802.3af PoE and Passive PoE, 3x Internal Antennas, Seamless Roaming, MU-MIMO, Band Steering, Beamforming, Load Balance, Airtime Fairness, Centralized Management by Omada SDN Controller, Omada App	2799.00	3 year
		EAP245	AC1750 Ceiling Mount Dual-Band Wi-Fi Access Point PORT: 2x Gigabit RJ45 Port SPEED: 450 Mbps at 2.4 GHz + 1300 Mbps at 5 GHz FEATURE: 802.3af PoE and Passive PoE, 3x Internal Antennas, Seamless Roaming, MU-MIMO, Band Steering, Beamforming, Load Balance, Airtime Fairness, Centralized Management by Omada SDN Controller, Omada App	689.00	3 year
		EAP225	AC1350 Ceiling Mount Dual-Band Wi-Fi Access Point PORT: 1x Gigabit RJ45 Port SPEED: 450 Mbps at 2.4 GHz + 867 Mbps at 5 GHz FEATURE: 802.3af PoE and Passive PoE, 3x Internal Antennas, Mesh, Seamless Roaming, MU-MIMO, Band Steering, Beamforming, Load Balance, Airtime Fairness, Centralized Management by Omada SDN Controller, Omada App	479.00	3 year
Image not available		EAP223	AC1350 Ceiling Mount Dual-Band Wi-Fi Access Point PORT: 1x Gigabit RJ45 Port SPEED: 450 Mbps at 2.4 GHz + 867 Mbps at 5 GHz FEATURE: 802.3af PoE and Passive PoE(PoE Adapter is not included), 3x Internal Antennas, Mesh, Seamless Roaming, MU-MIMO, Band Steering, Beamforming, Load Balance, Airtime Fairness, Centralized Management by Omada SDN Controller, Omada App	399.00	3 year

Product Image		Model No.	Description	SRP Included 0% GST	Warranty
		EAP225-Outdoor	AC1200 Indoor/Outdoor Dual-Band Wi-Fi Access Point PORT: 1x Gigabit RJ45 Port SPEED: 300 Mbps at 2.4 GHz + 867 Mbps at 5 GHz FEATURE: 802.3af PoE and Passive PoE, 2x External Antennas, IP65 Weatherproof, Mesh, Seamless Roaming, MU-MIMO, Band Steering, Beamforming, Load Balance, Airtime Fairness, Centralized Management by Omada SDN Controller, Omada App	639.00	3 year
Image not available		EAP235-Wall	AC1200 Wall-Plate Dual-Band Wi-Fi Access Point PORT: Uplink: 1x Gigabit RJ45 Port; Downlink: 3x Gigabit RJ45 Port SPEED: 300 Mbps at 2.4 GHz + 867 Mbps at 5 GHz FEATURE: Compatible with EU & US Standard Junction Box, 802.3at/af PoE, PoE Passthrough, 2x Internal Antennas, MU-MIMO, Band Steering, Beamforming, Load Balance, Centralized Management by Omada SDN Controller, Omada App, 143 x 86 x 19.7 mm	549.00	3 year
Image not available		EAP230-wall	AC1200 Wall-Plate Dual-Band Wi-Fi Access Point PORT: 2x Gigabit RJ45 Port SPEED: 300 Mbps at 2.4 GHz + 867 Mbps at 5 GHz FEATURE: Compatible with EU Standard Junction Box, 802.3af PoE, 2x Internal Antennas, MU-MIMO, Band Steering, Beamforming, Load Balance, Rate limit, Wireless Schedule, Centralized Management by Omada SDN Controller, Omada App, 86.8 x 86.8 x 30.2 mm	449.00	3 year
Image not available		EAP115-wall	300 Mbps Wall-Plate Wi-Fi Access Point PORT: Uplink: 1x 10/100 Mbps RJ45 Port, Downlink: 1x 10/100 Mbps RJ45 Port SPEED: 300 Mbps at 2.4 GHz FEATURE: Compatible with EU Standard Junction Box, 802.3af PoE, 2x Internal Antennas, Load Balance, Centralized Management by Omada SDN Controller, Omada App, 86.8 x 86.8 x 30.2 mm	189.00	3 year
		EAP115	300 Mbps Ceiling Mount Wi-Fi Access Point PORT: 1x 10/100 Mbps RJ45 Port SPEED: 300 Mbps at 2.4 GHz FEATURE: 802.3af PoE & 9V DC, 2x Internal Antennas, Load Balance, Centralized Management by Omada SDN Controller, Omada App	209.00	3 year
		EAP110	300 Mbps Ceiling Mount Wi-Fi Access Point PORT: 1x 10/100 Mbps RJ45 Port SPEED: 300 Mbps at 2.4 GHz FEATURE: Passive PoE, 2x Internal Antennas, Load Balance, Centralized Management by Omada SDN Controller, Omada App	173.00	3 year
		EAP110-Outdoor	300 Mbps Outdoor Wi-Fi Access Point PORT: 1x 10/100 Mbps RJ45 Port SPEED: 300 Mbps at 2.4 GHz FEATURE: Passive PoE, 2x External Antennas, IP65 Weatherproof, Load Balance, Centralized Management by Omada SDN Controller, Omada App	269.00	3 year
Omada L2+ Managed PoE Switch					
Image not available		TL-SX3206HPP	JetStream™ 4-Port 10GBase-T and 2-Port 10GE SFP+ L2+ Managed Switch with 4-Port PoE++ PORT: 4x 10G PoE++ Ports, 2x 10G SFP+ Slots, RJ45/Micro-USB Console Port SPEC: 802.3bt/at/af, 240 W PoE Power, 1U 19-inch Rack-mountable Steel Case FEATURE: Integration with Omada SDN Controller, Static Routing, OAM, DDM, sFlow, 802.1Q VLAN, QinQ, STP/RSTP/MSTP, IGMP Snooping, 802.1p/DSCP QoS, ACL, 802.1x, Radius/Tacacs+ Authentication, LACP, CLI, SNMP, Dual Image/Configuration, IPv6	3699.00	3 year
Image not available		TL-SG3210XHP-M2	JetStream™ 8-Port 2.5GBase-T and 2-Port 10GE SFP+ L2+ Managed Switch with 8-Port PoE+ PORT: 8x 2.5G PoE+ Ports, 2x 10G SFP+ Slots, RJ45/Micro-USB Console Port SPEC: 802.3at/af, 240 W PoE Power, 1U 19-inch Rack-mountable Steel Case FEATURE: Integration with Omada SDN Controller, Static Routing, OAM, DDM, sFlow, 802.1Q VLAN, QinQ, STP/RSTP/MSTP, IGMP Snooping, 802.1p/DSCP QoS, ACL, 802.1x, Radius/Tacacs+ Authentication, LACP, CLI, SNMP, Dual Image/Configuration, IPv6	2599.00	3 year
Image not available		TL-SG3452XP	JetStream™ 48-Port Gigabit and 4-Port 10GE SFP+ L2+ Managed Switch with 48-Port PoE+ PORT: 48x Gigabit PoE+ Ports, 4x 10G SFP+ Slots, RJ45/Micro-USB Console Port SPEC: 802.3at/af, 500 W PoE Power, 1U 19-inch Rack-mountable Steel Case FEATURE: Integration with Omada SDN Controller, Static Routing, OAM, DDM, sFlow, 802.1Q VLAN, QinQ, STP/RSTP/MSTP, IGMP Snooping, 802.1p/DSCP QoS, ACL, 802.1x, Radius/Tacacs+ Authentication, LACP, CLI, SNMP, Dual Image/Configuration, IPv6	4999.00	3 year

Product Image		Model No.	Description	SRP Included 0% GST	Warranty
Image not available		TL-SG3428XPP-M2	JetStream™ 24-Port 2.5GBASE-T and 4-Port 10GE SFP+ L2+ Managed Switch with 16-Port PoE+ & 8-Port PoE++ PORT: 24x 2.5G RJ45 Ports (8x 2.5G PoE++ Ports & 16x 2.5G PoE+ Ports), 4x 10G SFP+ Slots, RJ45/Micro-USB Console Port SPEC: 802.3bt/af/af, 500 W PoE Power, 1U 19-inch Rack-mountable Steel Case FEATURE: Integration with Omada SDN Controller, Static Routing, OAM, DDM, 802.1Q VLAN, QinQ, STP/RSTP/MSTP, IGMP Snooping, 802.1p/DSCP QoS, ACL, 802.1x, Radius/Tacacs+ Authentication, LACP, CLI, SNMP, Dual Image/Configuration, IPv6	4399.00	3 Year
Image not available		SG3218XP-M2	Omada 16-Port 2.5GBASE-T and 2-Port 10GE SFP+ L2+ Managed Switch with 8-Port PoE+ PORT: 8x 2.5G PoE+ Ports, 8x 2.5G Non-Ports, 2x 10G SFP+ Slots, RJ45/Micro-USB Console Port SPEC: 802.3at/af, 240 W PoE Power, 1U 19-inch Rack-mountable Steel Case FEATURE: Integration with Omada SDN Controller, Static Routing, OAM, DDM, 802.1Q VLAN, QinQ, STP/RSTP/MSTP, IGMP Snooping, 802.1p/DSCP QoS, ACL, 802.1x, Radius/Tacacs+ Authentication, LACP, CLI, SNMP, Dual Image/Configuration, IPv6	2799.00	3 Year
Image not available		TL-SG3428XMP	JetStream™ 24-Port Gigabit and 4-Port 10GE SFP+ L2+ Managed Switch with 24-Port PoE+ PORT: 24x Gigabit PoE+ Ports, 4x 10G SFP+ Slots, RJ45/Micro-USB Console Port SPEC: 802.3at/af, 384 W PoE Power, 1U 19-inch Rack-mountable Steel Case FEATURE: Integration with Omada SDN Controller, Static Routing, OAM, DDM, sFlow, 802.1Q VLAN, QinQ, STP/RSTP/MSTP, IGMP Snooping, 802.1p/DSCP QoS, ACL, 802.1x, Radius/Tacacs+ Authentication, LACP, CLI, SNMP, Dual Image/Configuration, IPv6	2999.00	3 year
Image not available		TL-SG3452P	JetStream™ 52-Port Gigabit L2+ Managed Switch with 48-Port PoE+ PORT: 48x Gigabit PoE+ Ports, 4x Gigabit SFP Slots, RJ45/Micro-USB Console Port SPEC: 802.3at/af, 384 W PoE Power, 1U 19-inch Rack-mountable Steel Case FEATURE: Integration with Omada SDN Controller, Static Routing, 802.1Q VLAN, QinQ, STP/RSTP/MSTP, IGMP Snooping, 802.1p/DSCP QoS, ACL, 802.1x, Radius/Tacacs+ Authentication, LACP, CLI, SNMP, Dual Image/Configuration, IPv6	4199.00	3 year
Image not available		TL-SG3428MP	JetStream™ 28-Port Gigabit L2+ Managed Switch with 24-Port PoE+ PORT: 24x Gigabit PoE+ Ports, 4x Gigabit SFP Slots, RJ45/Micro-USB Console Port SPEC: 802.3at/af, 384 W PoE Power, 1U 19-inch Rack-mountable Steel Case FEATURE: Integration with Omada SDN Controller, Static Routing, OAM, 802.1Q VLAN, QinQ, STP/RSTP/MSTP, IGMP Snooping, 802.1p/DSCP QoS, ACL, 802.1x, Radius/Tacacs+ Authentication, LACP, CLI, SNMP, Dual Image/Configuration, IPv6	2199.00	3 year
Omada Smart Managed PoE Switch					
Image not available		TL-SG2428P	JetStream™ 28-Port Gigabit Smart Switch with 24-Port PoE+ PORT: 24x Gigabit PoE+ Ports, 4x Gigabit SFP Slots SPEC: 802.3at/af, 250 W PoE Power, 1U 19-inch Rack-mountable Steel Case FEATURE: Integration with Omada SDN Controller, Static Routing, 802.1Q VLAN, STP/RSTP/MSTP, IGMP Snooping, 802.1p/DSCP QoS, ACL, 802.1x, Radius/Tacacs+ Authentication, LACP, CLI, SNMP, Dual Image, IPv6	1799.00	3 year
Image not available		TL-SG2218P	JetStream™ 18-Port Gigabit Smart Switch with 16-Port PoE+ PORT: 16x Gigabit RJ45 Ports, 2x Gigabit SFP Slots SPEC: 802.3at/af, 150 W PoE Power, 1U 19-inch Rack-mountable Steel Case FEATURE: Integration with Omada SDN Controller, Static Routing, 802.1Q VLAN, STP/RSTP/MSTP, IGMP Snooping, 802.1p/DSCP QoS, ACL, 802.1x, Radius/Tacacs+ Authentication, LACP, CLI, SNMP, Dual Image/Configuration, IPv6	1299.00	3 Year
Image not available		TL-SG2016P	JetStream™ 16-Port Gigabit Smart Switch with 8-Port PoE+ PORT: 8x Gigabit PoE+ Ports SPEC: 802.3af/at, 120 W PoE Power, Desktop Steel Case FEATURE: Integration with Omada SDN Controller, Static Routing, 802.1Q VLAN, STP/RSTP/MSTP, IGMP Snooping, 802.1p/DSCP QoS, ACL, 802.1x, Radius/Tacacs+ Authentication, LACP, CLI, SNMP, Dual Image, IPv6	1149.00	3 Year
Image not available		TL-SG2210MP	JetStream™ 10-Port Gigabit Smart Switch with 8-Port PoE+ PORT: 8x Gigabit PoE+ Ports, 2x Gigabit SFP Slots SPEC: 802.3at/af, 150 W PoE Power, 1U 13-inch Rack-mountable Steel Case FEATURE: Integration with Omada SDN Controller, 802.1Q VLAN, STP/RSTP/MSTP, IGMP Snooping, 802.1p/DSCP QoS, ACL, 802.1x, Radius/Tacacs+ Authentication, LACP, CLI, SNMP, Dual Image, IPv6	999.00	3 year
Image not available		TL-SG2210P	JetStream™ 8-Port Gigabit Smart PoE+ Switch with 2 SFP Slots PORT: 8x Gigabit PoE Ports, 2x Gigabit SFP Slots SPEC: 802.3af/at, 58 W PoE Power, Desktop Steel Case FEATURE: Integration with Omada SDN Controller, 802.1Q VLAN, STP/RSTP/MSTP, IGMP Snooping, 802.1p/DSCP QoS, ACL, 802.1x, Radius/Tacacs+ Authentication, LACP, CLI, SNMP, Dual Image, IPv6	599.00	3 year

Product Image		Model No.	Description	SRP Included 0% GST	Warranty
Image not available		TL-SG2008P	JetStream™ 8-Port Gigabit Smart Switch with 4-Port PoE+ PORT: 4x Gigabit PoE+ Ports SPEC: 802.3a/af, 62 W PoE Power, Desktop Steel Case FEATURE: Integration with Omada SDN Controller, 802.1Q VLAN, STP/RSTP/MSTP, IGMP Snooping, 802.1p/DSCP QoS, ACL, 802.1x, Radius/Tacacs+ Authentication, LACP, CLI, SNMP, Dual Image, IPv6	549.00	3 year
		SG2005P-PD	Omada 5-Port Gigabit Smart Switch with 1-Port PoE++ in and 4-Port PoE+ out PORT: 1x Gigabit PoE++ input Ports, 4x Gigabit PoE+ output Ports SPEC: 802.3a/af, max 64 W PoE Power (90W PoE++ input), plastic case, pole-mounting/wall-mounting FEATURE: Integration with Omada SDN Controller, IP55 Weatherproof, 802.1Q VLAN, STP/RSTP/MSTP, IGMP Snooping, 802.1p/DSCP QoS, ACL, 802.1x, Radius/Tacacs+ Authentication, LACP, CLI, SNMP, Dual Image, IPv6	529.00	3 Year
Image not available		TL-SL2428P	JetStream™ 24-Port 10/100 Mbps + 4-Port Gigabit Smart Switch with 24-Port PoE+ PORT: 24x 10/100 Mbps PoE+ Ports, 4x Gigabit Non-PoE Ports, 2x Combo Gigabit SFP Slots SPEC: 802.3a/af, 250 W PoE Power, 1U 19-inch Rack-mountable Steel Case FEATURE: 802.1Q VLAN, STP/RSTP/MSTP, IGMP Snooping, 802.1p/DSCP QoS, ACL, 802.1x, Radius/Tacacs+ Authentication, LACP, CLI, SNMP, Dual Image, IPv6	1249.00	3 year
Omada L2+ Managed Switch					
Image not available		TL-SX3016F	JetStream™ 16-Port 10GE SFP+ L2+ Managed Switch PORT: 16x 10G SFP+ Slots, RJ45/Micro-USB Console Port SPEC: 1U 19-inch Rack-mountable Steel Case	2799.00	3 year
Image not available		TL-SX3008F	JetStream™ 8-Port 10GE SFP+ L2+ Managed Switch PORT: 8x 10G SFP+ Slots, RJ45/Micro-USB Console Port SPEC: 1U 19-inch Rack-mountable Steel Case FEATURE: Integration with Omada SDN Controller, Static Routing, OAM, sFlow, DDM, 802.1Q VLAN, QinQ, STP/RSTP/MSTP, IGMP Snooping, 802.1p/DSCP, QoS, ACL, 802.1x, Radius/Tacacs+ Authentication, LACP, CLI, SNMP, Dual Image/Configuration, IPv6	1299.00	3 year
Image not available		TL-SG3428XF	JetStream™ 24-Port SFP L2+ Managed Switch with 4 10GE SFP+ Slots PORT: 20x Gigabit SFP Ports, 4x Gigabit SFP/RJ45 Combo Ports, 4x 10G SFP+ Slots, RJ45/Micro-USB Console Port SPEC: 1U 19-inch Rack-mountable Steel Case FEATURE: Integration with Omada SDN Controller, Static Routing, OAM, sFlow, DDM, 802.1Q VLAN, QinQ, STP/RSTP/MSTP, IGMP Snooping, 802.1p/DSCP QoS, ACL, 802.1x, Radius/Tacacs+ Authentication, LACP, CLI, SNMP, Dual Image/Configuration, IPv6, Dual Redundant Power Supplies	2999.00	3 year
Image not available		TL-SG3452X	JetStream™ 48-Port Gigabit L2+ Managed Switch with 4 10GE SFP+ Slots PORT: 48x Gigabit RJ45 Ports, 4x 10G SFP+ Slots, RJ45/Micro-USB Console Port SPEC: 1U 19-inch Rack-mountable Steel Case FEATURE: Integration with Omada SDN Controller, Static Routing, OAM, sFlow, DDM, 802.1Q VLAN, QinQ, STP/RSTP/MSTP, IGMP Snooping, 802.1p/DSCP QoS, ACL, 802.1x, Radius/Tacacs+ Authentication, LACP, CLI, SNMP, Dual Image/Configuration, IPv6	3599.00	3 year
Image not available		TL-SG3428X	JetStream™ 24-Port Gigabit L2+ Managed Switch with 4 10GE SFP+ Slots PORT: 24x Gigabit RJ45 Ports, 4x 10G SFP+ Slots, RJ45/Micro-USB Console Port SPEC: 1U 19-inch Rack-mountable Steel Case FEATURE: Integration with Omada SDN Controller, Static Routing, OAM, sFlow, DDM, 802.1Q VLAN, QinQ, STP/RSTP/MSTP, IGMP Snooping, 802.1p/DSCP QoS, ACL, 802.1x, Radius/Tacacs+ Authentication, LACP, CLI, SNMP, Dual Image/Configuration, IPv6	1799.00	3 year
Image not available		TL-SG3452	JetStream™ 48-Port Gigabit L2+ Managed Switch with 4 SFP Slots PORT: 48x Gigabit RJ45 Ports, 4x Gigabit SFP Slots, RJ45/Micro-USB Console Port SPEC: 1U 19-inch Rack-mountable Steel Case FEATURE: Integration with Omada SDN Controller, Static Routing, 802.1Q VLAN, QinQ, STP/RSTP/MSTP, IGMP Snooping, 802.1p/DSCP QoS, ACL, 802.1x, Radius/Tacacs+ Authentication, LACP, CLI, SNMP, Dual Image/Configuration, IPv6	2199.00	3 year
Image not available		TL-SG3428	JetStream™ 24-Port Gigabit L2+ Managed Switch with 4 SFP Slots PORT: 24x Gigabit RJ45 Ports, 4x Gigabit SFP Slots, RJ45/Micro-USB Console Port SPEC: 1U 19-inch Rack-mountable Steel Case FEATURE: Integration with Omada SDN Controller, Static Routing, OAM, 802.1Q VLAN, QinQ, STP/RSTP/MSTP, IGMP Snooping, 802.1p/DSCP QoS, ACL, 802.1x, Radius/Tacacs+ Authentication, LACP, CLI, SNMP, Dual Image/Configuration, IPv6	1149.00	3 year
Image not available		SG3210X-M2	Omada 8-Port 2.5GBASE-T L2+ Managed Switch with 2 10GE SFP+ Slots PORT: 8x 2.5G Ports, 2x 10G SFP+ Slots, RJ45/Micro-USB Console Port SPEC: 1U 13-inch Rack-mountable Steel Case FEATURE: Integration with Omada SDN Controller, Static Routing, OAM, DDM, 802.1Q VLAN, QinQ, STP/RSTP/MSTP, IGMP Snooping, 802.1p/DSCP QoS, ACL, 802.1x, Radius/Tacacs+ Authentication, LACP, CLI, SNMP, Dual Image/Configuration, IPv6	1549.00	3 Year













Product Image		Model No.	Description	SRP Included 0% GST	Warranty
Image not available		TL-SG3210	JetStream™ 8-Port Gigabit L2+ Managed Switch with 2 SFP Slots PORT: 8x Gigabit RJ45 Ports, 2x Gigabit SFP Slots, RJ45/Micro-USB Console Port SPEC: 1U 13-inch Rack-mountable Steel Case FEATURE: Integration with Omada SDN Controller, Static Routing , OAM, DDM, 802.1Q VLAN, QinQ, STP/RSTP/MSTP, IGMP Snooping, 802.1p/DSCP QoS, ACL, 802.1x, Radius/Tacacs+ Authentication, LACP, CLI, SNMP, Dual Image/Configuration, IPv6	699.00	3 year
Omada Smart Managed Switch					
Image not available		TL-SG2218	JetStream™ 16-Port Gigabit Smart Switch with 2 Gigabit SFP Slots PORT: 16x Gigabit RJ45 Ports, 2x Gigabit SFP Slots SPEC: 1U 19-inch Rack-mountable Steel Case FEATURE: Integration with Omada SDN Controller, Static Routing, 802.1Q VLAN, STP/RSTP/MSTP, IGMP Snooping, 802.1p/DSCP QoS, ACL, 802.1x, Radius/Tacacs+ Authentication, LACP, CLI, SNMP, Dual Image/Configuration, IPv6	719.00	3 year
Image not available		TL-SG2008	JetStream™ 8-Port Gigabit Smart Switch PORT: 8x Gigabit RJ45 Ports including 1 PoE IN Port SPEC: Desktop Steel Case FEATURE: Integration with Omada SDN Controller, Static Routing, 802.1Q VLAN, STP/RSTP/MSTP, IGMP Snooping, 802.1p/DSCP QoS, ACL, 802.1x, Radius/Tacacs+ Authentication, LACP, CLI, SNMP, Dual Image, IPv6	329.00	3 year
Other Series					
Easy Smart PoE Switch					
Image not available		TL-SG1428PE	28-Port Gigabit Easy Smart Switch with 24-Port PoE+ PORT: 24x Gigabit PoE+ Ports, 2x Gigabit Non-PoE Ports, 2x Gigabit SFP Slots SPEC: 802.3at/af, 250 W PoE Power, 1U 19-inch Rack-mountable Steel Case FEATURE: PoE Auto Recovery, MTU/Port/Tag-based VLAN, QoS, IGMP Snooping, Web/Utility Management	1499.00	3 year
Image not available		TL-SG1218MPE	18-Port Gigabit Easy Smart Switch with 16-Port PoE+ PORT: 16x Gigabit PoE+ Ports, 2x Gigabit Non-PoE Ports, 2x Combo Gigabit SFP Slots SPEC: 802.3at/af, 250 W PoE Power, 1U 19-inch Rack-mountable Steel Case FEATURE: PoE Auto Recovery, MTU/Port/Tag-based VLAN, QoS, IGMP Snooping, Web/Utility Management, Plug and Play	1249.00	3 year
		TL-SG1210MPE	10-Port Gigabit Easy Smart Switch with 8-Port PoE+ PORT: 8x Gigabit PoE+ Ports, 2x Gigabit Non-PoE Ports, 1x Combo Gigabit SFP Slot SPEC: 802.3at/af, 123 W PoE Power, Desktop Steel Case FEATURE: PoE Auto Recovery, MTU/Port/Tag-based VLAN, QoS, IGMP Snooping, Web/Utility Management, Plug and Play	619.00	3 year
		TL-SG1016PE	16-Port Gigabit Easy Smart Switch with 8-Port PoE+ PORT: 8x Gigabit PoE+ Ports, 8x Gigabit Non-PoE Ports SPEC: 802.3at/af, 150 W PoE Power, 1U 13-inch Rack-mountable Steel Case FEATURE: PoE Auto Recovery, MTU/Port/Tag-based VLAN, QoS, IGMP Snooping, Web/Utility Management, Plug and Play	599.00	3 year
		TL-SG108PE	8-Port Gigabit Easy Smart Switch with 4-Port PoE+ PORT: 4x Gigabit PoE+ Ports, 4x Gigabit Non-PoE Ports SPEC: 802.3at/af, 64 W PoE Power, Desktop Steel Case FEATURE: PoE Auto Recovery, MTU/Port/Tag-based VLAN, QoS, IGMP Snooping, Web/Utility Management, Plug and Play	269.00	3 year
		TL-SG105PE	5-Port Gigabit Easy Smart Switch with 4-Port PoE+ PORT: 4x Gigabit PoE+ Ports, 1x Gigabit Non-PoE Ports SPEC: 802.3at/af, 65 W PoE Power, Desktop Steel Case FEATURE: PoE Auto Recovery, MTU/Port/Tag-based VLAN, QoS, IGMP Snooping, Web/Utility Management, Plug and Play	239.00	3 year
Unmanaged PoE Switch					
Image not available		TL-SG1218MP	18-Port Gigabit Rackmount Switch with 16-Port PoE+ PORT: 16x Gigabit PoE+ Ports, 2x Gigabit Non-PoE Ports, 2x Combo Gigabit SFP Slots SPEC: 802.3at/af, 250 W PoE Power , 1U 19-inch Rack-mountable Steel Case FEATURE: Plug and Play	1099.00	3 year
		TL-SG1008MP	8-Port Gigabit Desktop/Rackmount Switch with 8-Port PoE+ PORT: 8x Gigabit PoE+ Ports SPEC: 802.3at/af, 153 W PoE Power, 1U 13-inch Rack-mountable Steel Case FEATURE: Plug and Play	569.00	3 year
Image not available	Image not available	TL-SG1005P-PD	5-Port Gigabit Desktop Switch with 1-Port PoE++ In and 4-Port PoE+ Out PORT: 4x Gigabit PoE+ Out Ports, 1x Gigabit PoE++ In Port SPEC: PoE Out Ports support 802.3at/af, PoE In Port supports 802.3af/at/bt type3/bt type4. 9W/21W/47W/66W PoE Power (Powered by different PoE Standard) , Desktop Steel Case FEATURE: Extend Mode for 250m PoE Transmitting for Port1-2, PoE Auto Recovery for Port1-4, Plug and Play, Only Powered by PoE	229.00	3 Year








Product Image		Model No.	Description	SRP Included 0% GST	Warranty
Image not available		TL-SG1210P	10-Port Gigabit Desktop Switch with 8-Port PoE+ PORT: 8x Gigabit PoE+ Ports, 1x Gigabit Non-PoE Port, 1x Gigabit SFP Slot SPEC: 802.3at/af, 63 W PoE Power, Desktop Steel Case FEATURE: Plug and Play	379.00	3 year
		LS1210GP	10-Port Gigabit Desktop Switch with 8-Port PoE+ PORT: 8x Gigabit PoE+ Ports, 1x Gigabit Non-PoE Port, 1x Gigabit SFP Slot SPEC: 802.3at/af, 61 W PoE Power, Desktop Steel Case FEATURE: Extend Mode for 250m PoE Transmitting, Isolation Mode, PoE Auto Recovery, Plug and Play	289.00	3 Year
		TL-SG1008P	8-Port Gigabit Desktop Switch with 4-Port PoE+ PORT: 4x Gigabit PoE+ Ports, 4x Gigabit Non-PoE Ports SPEC: 802.3at/af, 64 W PoE Power, Desktop Steel Case FEATURE: Plug and Play	319.00	3 year
		TL-SG1005P	5-Port Gigabit Desktop Switch with 4-Port PoE+ PORT: 4x Gigabit PoE+ Ports, 1x Gigabit Non-PoE Port SPEC: 802.3at/af, 65 W PoE Power, Desktop Steel Case FEATURE: Plug and Play	219.00	3 year
		LS105GP	5-Port Gigabit Desktop Switch with 4-Port PoE+ PORT: 4x Gigabit PoE+ Ports, 1x Gigabit Non-PoE Port SPEC: 802.3at/af, 65 W PoE Power, Desktop Steel Case FEATURE: Extend Mode for 250m PoE Transmitting, PoE Auto Recovery, Plug and Play	159.00	3 Year
		TL-SG1005LP	5-Port Gigabit Desktop Switch with 4-Port PoE+ PORT: 4x Gigabit PoE+ Ports, 1x Gigabit Non-PoE Port SPEC: 802.3at/af, 40 W PoE Power , Desktop Steel Case FEATURE: Plug and Play	169.00	3 year
Image not available		TL-SL1226P	24-Port 10/100 Mbps + 2-Port Gigabit Rackmount Switch with 24-Port PoE+ PORT: 24x 10/100 Mbps PoE+ Ports, 2x Gigabit Non-PoE Ports, 2x Combo Gigabit SFP Slots SPEC: 802.3at/af, 250 W PoE Power , 1U 19-inch Rack-mountable Steel Case FEATURE: Extend Mode for 250m PoE Transmitting, Priority Mode for Port1-8, Isolation Mode, Plug and Play	839.00	3 year
Image not available		TL-SL1218MP	16-Port 10/100 Mbps + 2-Port Gigabit Rackmount Switch with 16-Port PoE+ PORT: 16x 10/100 Mbps PoE+ Ports, 2x Gigabit Non-PoE Ports, 2x Combo Gigabit SFP Slots HARDWARE: 802.3at/af, 250 W PoE Power, 1U 19-inch Rack-mountable Steel Case FEATURE: Extend Mode for 250 m PoE Transmitting, Priority Mode for Port 1-8, Isolation Mode, Plug and Play	749.00	3 year
Image not available		TL-SL1218P	16-Port 10/100Mbps + 2-Port Gigabit Rackmount Switch with 16-Port PoE+ PORT: 16x 10/100 Mbps PoE+ Ports, 2x Gigabit Non-PoE Ports, 1x Combo Gigabit SFP Slot HARDWARE: 802.3at/af, 150 W PoE Power , 1U 19-inch Rack-mountable Steel Case FEATURE: Extend Mode for 250 m PoE Transmitting , Priority Mode for Port 1-8, Isolation Mode, Plug and Play	699.00	3 year
Image not available		TL-SL1311MP	8-Port 10/100Mbps + 3-Port Gigabit Desktop Switch with 8-Port PoE+ PORT: 8x 10/100 Mbps PoE+ Ports, 2x Gigabit Non-PoE Ports, 1x Gigabit SFP Slots SPEC: 802.3at/af, 124 W PoE Power, Desktop Steel Case FEATURE: Extend Mode for 250m PoE Transmitting, Isolation Mode, PoE Auto Recovery, Plug and Play	319.00	3 year
Image not available	Image not available	TL-SL1311P	8-Port 10/100Mbps + 3-Port Gigabit Desktop Switch with 8-Port PoE+ PORT: 8x 10/100 Mbps PoE+ Ports, 2x Gigabit Non-PoE Ports, 1x Gigabit SFP Slots SPEC: 802.3at/af, 124 W PoE Power, Desktop Steel Case FEATURE: Extend Mode for 250m PoE Transmitting, Isolation Mode, PoE Auto Recovery, Plug and Play	239.00	3 Year
		TL-SF1009P	9-Port 10/100 Mbps Desktop Switch with 8-Port PoE+ PORT: 8x 10/100 Mbps PoE+ Ports, 1x 10/100 Mbps Non-PoE Ports SPEC: 802.3at/af, 65 W PoE Power, Desktop Steel Case FEATURE: Extend Mode for 250m PoE Transmitting, Priority Mode for Port1-2, Isolation Mode, Plug and Play	209.00	3 year
		LS109P	9-Port 10/100 Mbps Desktop Switch with 8-Port PoE+ PORT: 8x 10/100 Mbps PoE+ Ports, 1x 10/100 Mbps Non-PoE Port SPEC: 802.3at/af, 63 W PoE Power, Desktop Steel Case FEATURE: Extend Mode for 250m PoE Transmitting, Isolation Mode, PoE Auto Recovery, Plug and Play	189.00	3 Year
		TL-SF1008P	8-Port 10/100 Mbps Desktop Switch with 4-Port PoE+ PORT: 4x 10/100 Mbps PoE+ Ports, 4x 10/100 Mbps Non-PoE Ports SPEC: 802.3at/af, 66 W PoE Power, Desktop Steel Case FEATURE: Extend Mode for 250m PoE Transmitting, Priority Mode for Port1-2, Plug and Play	169.00	3 year
		TL-SF1008LP	8-Port 10/100 Mbps Desktop Switch with 4-Port PoE PORT: 4x 10/100 Mbps PoE Ports, 4x 10/100 Mbps Non-PoE Ports SPEC: 802.3af, 41 W PoE Power, Desktop Steel Case FEATURE: Extend Mode for 250m PoE Transmitting, Priority Mode for Port1-2, Plug and Play	149.00	3 year

Product Image		Model No.	Description	SRP Included 0% GST	Warranty
		TL-SF1006P	6-Port 10/100 Mbps Desktop Switch with 4-Port PoE+ PORT: 4x 10/100 Mbps PoE+ Ports, 2x 10/100 Mbps Non-PoE Ports SPEC: 802.3af/at, 67 W PoE Power, Desktop Steel Case FEATURE: Extend Mode for 250m PoE Transmitting, Priority Mode for Port1-2, Plug and Play	149.00	3 year
		TL-SF1005P	5-Port 10/100 Mbps Desktop Switch with 4-Port PoE+ PORT: 4x 10/100 Mbps PoE+ Ports, 1x 10/100 Mbps Non-PoE Port SPEC: 802.3af/at, 67 W PoE Power, Desktop Steel Case FEATURE: Extend Mode for 250m PoE Transmitting, Priority Mode for Port1-2, Plug and Play	139.00	3 year
		TL-SF1005LP	5-Port 10/100 Mbps Desktop Switch with 4-Port PoE PORT: 4x 10/100 Mbps PoE Ports, 1x 10/100 Mbps Non-PoE Port SPEC: 802.3af, 41 W PoE Power, Desktop Steel Case FEATURE: Extend Mode for 250m PoE Transmitting, Priority Mode for Port1-2, Plug and Play	129.00	3 year
		LS105LP	5-Port 10/100 Mbps Desktop Switch with 4-Port PoE PORT: 4x 10/100 Mbps PoE Ports, 1x 10/100 Mbps Non-PoE Port SPEC: 802.3af, 41 W PoE Power, Desktop Steel Case FEATURE: Extend Mode for 250m PoE Transmitting, PoE Auto Recovery, Plug and Play	119.00	3 Year
Easy Smart Switch					
		TL-SG1024DE	24-Port Gigabit Easy Smart Switch PORT: 24x Gigabit RJ45 Ports SPEC: 1U 13-inch Rack-mountable Steel Case FEATURE: MTU/Port/Tag-based VLAN, QoS, IGMP Snooping, Web/Utility Management, Plug and Play	499.00	3 year
		TL-SG1016DE	16-Port Gigabit Easy Smart Switch PORT: 16x Gigabit RJ45 Ports SPEC: 1U 13-inch Rack-mountable Steel Case FEATURE: MTU/Port/Tag-based VLAN, QoS, IGMP Snooping, Web/Utility Management, Plug and Play	349.00	3 year
		TL-SG116E	16-Port Gigabit Easy Smart Switch PORT: 16x Gigabit RJ45 Ports SPEC: Desktop Steel Case FEATURE: MTU/Port/Tag-based VLAN, QoS, IGMP Snooping, Web/Utility Management, Plug and Play	309.00	3 year
		TL-SG108E	8-Port Gigabit Easy Smart Switch PORT: 8x Gigabit RJ45 Ports SPEC: Desktop Steel Case FEATURE: MTU/Port/Tag-based VLAN, QoS, IGMP Snooping, Web/Utility Management, Plug and Play	129.00	3 year
		TL-SG105E	5-Port Gigabit Easy Smart Switch PORT: 5x Gigabit RJ45 Ports SPEC: Desktop Steel Case FEATURE: MTU/Port/Tag-based VLAN, QoS, IGMP Snooping, Web/Utility Management, Plug and Play	95.00	3 year
Unmanaged Switch					
Image not available		TL-SG1048	48-Port Gigabit Switch PORT: 48x Gigabit RJ45 Ports SPEC: 1U 19-inch Rack-mountable Steel Case FEATURE: Plug and Play	1399.00	3 year
Image not available		TL-SF1048	48-Port 10/100 Mbps Switch PORT: 48x 10/100 Mbps RJ45 Ports SPEC: 1U 19-inch Rack-mountable Steel Case FEATURE: Plug and Play	529.00	3 year
Load Balance Broadband Router					
Image not available		TL-R480T+	Load Balance Broadband Router PORT: 1x 10/100 Mbps RJ45 WAN Port, 3x 10/100 Mbps RJ45 WAN/LAN Ports, 1x 10/100 Mbps RJ45 LAN Port FEATURE: 30000 Concurrent Sessions, Load Balance, Link Backup, Policy- based Firewall, Static Routing, Policy Routing, Guest Portal, IPTV, IPv6, VLAN	249.00	3 Year
		TL-R470T+	Load Balance Broadband Router PORT: 1x 10/100 Mbps RJ45 WAN Port, 3x 10/100 Mbps RJ45 WAN/LAN Ports, 1x 10/100 Mbps RJ45 LAN Port FEATURE: 10000 Concurrent Sessions, Load Balance, Link Backup, Policy- based Firewall, Static Routing, Policy Routing, Guest Portal, IPTV, IPv6, VLAN	199.00	3 Year

Product Image	Model No.	Description	SRP Included 0% GST	Warranty
Pharos Outdoor CPE(Point to Point Long-range WIFI)				
		CPE710 5 GHz AC867 23 dBi Outdoor CPE Port: 1 x Gigabit Shielded Ethernet Port SPEED: 867 Mbps at 5 GHz FEATURE: 23 dBi, 30+ km, IP65 Weatherproof, Passive PoE, Centralized Management, Spectrum Analyzer, AP/Client/AP Router/AP Client Router	579.00	3 year
		CPE610 5 GHz 300 Mbps 23 dBi Outdoor CPE Port: 1 x 10/100 Mbps Shielded Ethernet Port SPEED: 300 Mbps at 5 GHz FEATURE: 23 dBi, 30+ km, IP65 Weatherproof, Passive PoE, MAXstream TDMA, Centralized Management, Spectrum Analyzer, AP/Client/AP Router/AP Client Router/Repeater/Bridge mode	419.00	3 year
		CPE605 5 GHz 150 Mbps 23 dBi Outdoor CPE Port: 1 x 10/100 Mbps Shielded Ethernet Port SPEED: 150 Mbps at 5 GHz FEATURE: 23 dBi, 20+ km, IP65 Weatherproof, Passive PoE, MAXstream TDMA, Centralized Management, Spectrum Analyzer, AP/Client/AP Router/AP Client Router/Repeater/Bridge mode	339.00	3 year
		CPE510 5 GHz 300 Mbps 13 dBi Outdoor CPE Port: 1 x 10/100 Mbps Shielded Ethernet Port SPEED: 300 Mbps at 5 GHz FEATURE: 13 dBi, 15+ km, IPX5 Weatherproof, Passive PoE, MAXstream TDMA, Centralized Management, Spectrum Analyzer, AP/Client/AP Router/AP Client Router/Repeater/Bridge mode	339.00	3 year
		CPE220 2.4 GHz 300 Mbps 12 dBi Outdoor CPE PORT: 1 x 10/100 Mbps Shielded Ethernet Port (LAN 0, Passive PoE in); 1 x 10/100 Mbps Shielded Ethernet Port (LAN 1) SPEED: 300 Mbps at 2.4 GHz FEATURE: 12 dBi, 13+ km, IPX5 Weatherproof, Passive PoE, MAXstream TDMA, Centralized Management, Spectrum Analyzer, AP/Client/AP Router/AP Client Router/Repeater/Bridge mode	219.00	3 year
		CPE210 2.4 GHz 300 Mbps 9 dBi Outdoor CPE PORT: 1 x 10/100 Mbps Shielded Ethernet Port SPEED: 300 Mbps at 2.4 GHz FEATURE: 9 dBi, 5+ km, IPX5 Weatherproof, Passive PoE, MAXstream TDMA, Centralized Management, Spectrum Analyzer, AP/Client/AP Router/AP Client Router/Repeater/Bridge mode	159.00	3 year
Accessories				
SFP+/SFP Module / Cable				
Image not available		TL-SM5110-SR 10Gbase-SR SFP+ LC Transceiver SPEC: 850nm Multi-mode, LC Duplex Connector, Up to 300m Distance	199.00	3 year
Image not available		TL-SM5110-LR 10Gbase-LR SFP+ LC Transceiver SPEC: 1310 nm Single-mode, LC Duplex Connector, Up to 10 km Distance	389.00	3 year
Image not available		TL-SM311LS Gigabit Single-Mode SFP Module SPEC: Single-mode, MiniGBIC, LC Interface, Up to 10 km Distance	239.00	3 year
Image not available		TL-SM311LM Gigabit Multi-Mode SFP Module SPEC: Multi-mode, MiniGBIC, LC Interface, Up to 550m/275m Distance	179.00	3 year
Image not available		TL-SM321A Gigabit Single-Mode WDM Bi-Directional SFP Module SPEC: LC Connector, TX:1550nm/RX:1310nm, Single-mode, 10 km	149.00	3 year
Image not available		TL-SM321B Gigabit Single-Mode WDM Bi-Directional SFP Module SPEC: TX:1310nm/RX:1550nm, Single-mode, 10km	149.00	3 year
Image not available		TL-SM321A-2 Gigabit Single-Mode WDM Bi-Directional SFP Module SPEC: LC Connector, TX:1550nm/RX:1310nm, Single-mode, 2 km	129.00	3 year
Image not available		TL-SM321B-2 Gigabit Single-Mode WDM Bi-Directional SFP Module SPEC: LC Connector, TX:1310nm/RX:1550nm, Single-mode, 2km	129.00	3 year

Product Image		Model No.	Description	SRP Included 0% GST	Warranty
Image not available		TL-SM331T	1000BASE-T RJ45 SFP Module SPEC: 1000Mbps RJ45 Copper Transceiver, Plug and Play with SFP Slot, Up to 100 m Distance (Cat5e or above)	189.00	3 year
Image not available		TL-SM5310-T	10GBASE-T RJ45 SFP+ Module SPEC: 10000Mbps RJ45 Copper Transceiver, Plug and Play with SFP Slot Transmit data up to 30m* at 10 Gbps (UTP cat.6a or above) 1000BASE-T/ 2.5GBASE-T/ 5GBASE-T: UTP cat.5e or above (max. 100m)	459.00	3 year
Image not available		TL-SM5220-1M	1M Direct Attach SFP+ Cable for 10 Gigabit Connections SPEC: Up to 1 m Distance	449.00	3 year
Image not available		TL-SM5220-3M	3M Direct Attach SFP+ Cable for 10 Gigabit Connections SPEC: Up to 3 m Distance	549.00	3 year
POE Accessory					
		TL-POE170S	PoE++ Injector Adapter PORT: 1x Gigabit PoE Port, 1x Gigabit Non-PoE Port SPEC: 802.3bt/at/af Compliant, 60 W PoE Power, Data and Power Carried over The Same Cable Up to 100 Meters, Steel Case, Pocket Size	259.00	3 year
		TL-POE160S	PoE+ Injector Adapter PORT: 1x Gigabit PoE Port, 1x Gigabit Non-PoE Port SPEC: 802.3at/af Compliant, Data and Power Carried over The Same Cable Up to 100 Meters, Plastic Case, Pocket Size	119.00	3 year
		TL-PoE150S	PoE Injector Adapter PORT: 1x Gigabit PoE Port, 1x Gigabit Non-PoE Port SPEC: 802.3af Compliant, Data and Power Carried over The Same Cable Up to 100 Meters, Plastic Case, Pocket Size	90.00	3 year
		TL-PoE10R	PoE Splitter Adapter PORT: 1x Gigabit PoE Port, 1x Gigabit Non-PoE Port SPEC: 802.3af Compliant, Data and Power Carried over The Same Cable Up to 100 Meters, 12V/9V/5V Power Output, Plastic Case, Pocket Size	69.00	3 year
Image not available		TL-POE4824G	48V Passive PoE Injector Adapter PORT: 1x Gigabit PoE Port, 1x Gigabit Non-PoE Port SPEC: Data and Power Carried over The Same Cable, 48 V Power Input, 24 W PoE Power, Plastic Case	75.00	3 year
Image not available		TL-POE2412G	24V Passive PoE Injector Adapter PORT: 1x Gigabit PoE Port, 1x Gigabit Non-PoE Port SPEC: Data and Power Carried over The Same Cable, 24V Power Input, 12 W PoE Power, Plastic Case	59.00	3 year
Media Converter (9VDC Input)					
Image not available		MC220L	10/100/1000 Mbps RJ45 to 1000 Mbps SFP Slot Supporting MiniGBIC Modules PORT: 1x Gigabit SFP Slot , 1x Gigabit RJ45 Port (Auto MDI/MDIX) SPEC: Chassis TL-MC1400 Rack-mountable	249.00	3 year
Image not available		MC210CS	10/100/1000 Mbps RJ45 to 1000 Mbps Single-Mode SC Fiber Converter PORT: 1x Gigabit SC Port, 1x Gigabit RJ45 Port (Auto MDI/MDIX) SPEC: Full-duplex, Up to 15 km, Chassis TL-MC1400 Rack-mountable	299.00	3 year
Image not available		MC200CM	10/100/1000 Mbps RJ45 to 1000 Mbps Multi-mode SC Fiber Converter PORT: 1x Gigabit SC Port, 1x Gigabit RJ45 Port (Auto MDI/MDIX) SPEC: Full-duplex, Up to 550 m, Chassis TL-MC1400 Rack-mountable	299.00	3 year
Image not available		MC112CS	10/100 Mbps RJ45 to 100 Mbps Single-mode SC WDM Bi-Directional Fiber Converter PORT: 1x 100Mbps SC Port, 1x 10/100M RJ45 Port (Auto MDI/MDIX) SPEC: Full-duplex, Tx:1310 nm, Rx:1550 nm, Up to 20 km, Chassis TL-MC1400 rack-mountable	169.00	3 year

Product Image		Model No.	Description	SRP Included 0% GST	Warranty
Image not available		MC111CS	10/100 Mbps RJ45 to 100 Mbps Single-mode SC WDM Bi-Directional Fiber Converter PORT: 1x 100Mbps SC Port, 1x 10/100M RJ45 Port (Auto MDI/MDIX) SPEC: Full-duplex, Tx:1550 nm, Rx:1310 nm, Up to 20 km, Chassis TL-MC1400 Rack-mountable	169.00	3 year
Image not available		MC100CM	10/100 Mbps RJ45 to 100 Mbps Multi-mode SC Fiber Converter PORT: 1x 100 Mbps SC Port, 1x 10/100 M RJ45 Port (Auto MDI/MDIX) SPEC: Full-duplex, Up to 2 km, Chassis TL-MC1400 Rack-mountable	229.00	3 year
Image not available		MC110CS	10/100 Mbps RJ45 to 100 Mbps Single-mode SC Fiber Converter PORT: 1x 100 Mbps SC Port, 1x 10/100 M RJ45 Port (Auto MDI/MDIX) SPEC: Full-duplex, Up to 20 km, Chassis TL-MC1400 Rack-mountable	229.00	3 year
Media Converter (5VDC Input)					
Image not available		TL-FC311A-20	10/100/1000 Mbps RJ45 to 1000 Mbps Single-mode SC WDM Bi-Directional Fiber Converter PORT: 1x Gigabit SC Port, 1x Gigabit RJ45 Port (Auto MDI/MDIX) SPEC: Full-duplex, Tx:1550 nm, Rx:1310 nm, Up to 20 km , Chassis TL-FC1420 rack-mountable	229.00	3 year
Image not available		TL-FC311B-20	10/100/1000 Mbps RJ45 to 1000 Mbps Single-mode SC WDM Bi-Directional Fiber Converter PORT: 1x Gigabit SC Port, 1x Gigabit RJ45 Port (Auto MDI/MDIX) SPEC: Full-duplex, Tx:1310 nm, Rx:1550 nm, Up to 20 km , Chassis TL-FC1420 rack-mountable	229.00	3 year
Image not available		TL-FC311A-2	10/100/1000 Mbps RJ45 to 1000 Mbps Single-mode SC WDM Bi-Directional Fiber Converter PORT: 1x Gigabit SC Port, 1x Gigabit RJ45 Port (Auto MDI/MDIX) SPEC: Full-duplex, Tx:1550 nm, Rx:1310 nm, Up to 2 km , Chassis TL-FC1420 rack-mountable	189.00	3 year
Image not available		TL-FC311B-2	10/100/1000 Mbps RJ45 to 1000 Mbps Single-mode SC WDM Bi-Directional Fiber Converter PORT: 1x Gigabit SC Port, 1x Gigabit RJ45 Port (Auto MDI/MDIX) SPEC: Full-duplex, Tx:1310 nm, Rx:1550 nm, Up to 2 km , Chassis TL-FC1420 Rack-mountable	189.00	3 year
Image not available		TL-FC111A-20	10/100 Mbps RJ45 to 100 Mbps Single-mode SC WDM Bi-Directional Fiber Converter PORT: 1x 100Mbps SC Port, 1x 10/100M RJ45 Port (Auto MDI/MDIX) SPEC: Full-duplex, Tx:1550 nm, Rx:1310 nm, Up to 20 km, Chassis TL-FC1420 rack-mountable	159.00	3 year
Image not available		TL-FC111B-20	10/100 Mbps RJ45 to 100 Mbps Single-mode SC WDM Bi-Directional Fiber Converter PORT: 1x 100Mbps SC Port, 1x 10/100M RJ45 Port (Auto MDI/MDIX) SPEC: Full-duplex, Tx:1310 nm, Rx:1550 nm, Up to 20 km, Chassis TL-FC1420 Rack-mountable	159.00	3 year
Image not available		TL-FC111PB-20	10/100 Mbps RJ45 to 100 Mbps Single-mode SC WDM Bi-Directional Fiber Converter With 1-Port PoE PORT: 1x 100Mbps SC Port, 1x 10/100M PoE RJ45 Port (Auto MDI/MDIX) SPEC: 802.3af, 15.4W PoE Budget, Full-duplex, Tx:1310 nm, Rx:1550 nm, Up to 20 km	249.00	3 year
Power Supply					
Image not available		TL-MC1400	14-Slot Media Converter Chassis SPEC: 14-Slot, Rackmount FEATURE: Redundant Power Supply, Mounted Two Fans, Compatible with TP-Link's Media Converter (9VDC Input)	1099.00	3 year
Image not available		TL-FC1420	14-Slot Media Converter Chassis SPEC: 14-Slot, Rackmount FEATURE: Redundant Power Supply, Compatible with TP-Link's Media Converter (5VDC Input)	999.00	3 year

Product Image	Model No.	Description	SRP Included 0% GST	Warranty
GPON				
Image not available	 DS-P7001-04	4-port GPON OLT Broadcom Chipset SPEC:4x SFP GPON ports, 1x 10Gbps SFP+ uplink ports, 1x Gigabit RJ45 uplink port. 1x RJ45 Console port, 1x Gigabit RJ45 Manage port, Build-in redundancy power, AC+DC power input	7699.00	3 year
Image not available	 DS-P7001-08	*8-port GPON OLT Broadcom Chipset SPEC:8x SFP GPON ports, 2x 10Gbps SFP+ uplink ports, 1x Gigabit RJ45 uplink port. 1x RJ45 Console port, 1x Gigabit RJ45 Manage port, Hot-swap redundancy power, 2 AC or 2 DC or AC+DC power input*	9999.00	3 year
Image not available	 DS-PMA-C+	GPON OLT SFP optical module, Class C+	239.00	3 year
Image not available	 PSM150-DC	150W DC Power Supply Module SPEC: Up to 150 watts output power FEATURE: Modular Main Power Supply for DS-P7001-08 and DS-P7001-16	709.00	3 year
Image not available	 PSM150-AC	150W AC Power Supply Module SPEC: Up to 150 watts output power FEATURE: Modular Main Power Supply for DS-P7001-08 and DS-P7001-16	709.00	3 year
Image not available	 XZ000-G3	1-port Gigabit GPON SFU, Econet Chipset with G.984.x, Class B+ SPEC:1 GE port, 1 SC/APC GPON port, , Bridge, QoS, VLAN, IGMP, OMCI, EU Version	205.00	3 year
Image not available	 XC220-G3v	AC1200 Wireless Gigabit GPON HGU with VOIP Econet Chipset with G.984.x, Class B+ SPEED:866Mbps at 5GHz + 300Mbps at 2.4GHz, 802.11ac/a/b/g/n SPEC:4 GE LAN ports, 1 RJ11 FXS, 1 SC/APC GPON port, 2 fixed antennas, , QoS, IGMP, OMCI, TR069(TR098), EU Version	329.00	3 year

*Prices are subject to change without prior notice. Please Call for stock available
For Products Enquiries, kindly contact (PM) Lee- 012-327 5139 | lee@apaq.com.my